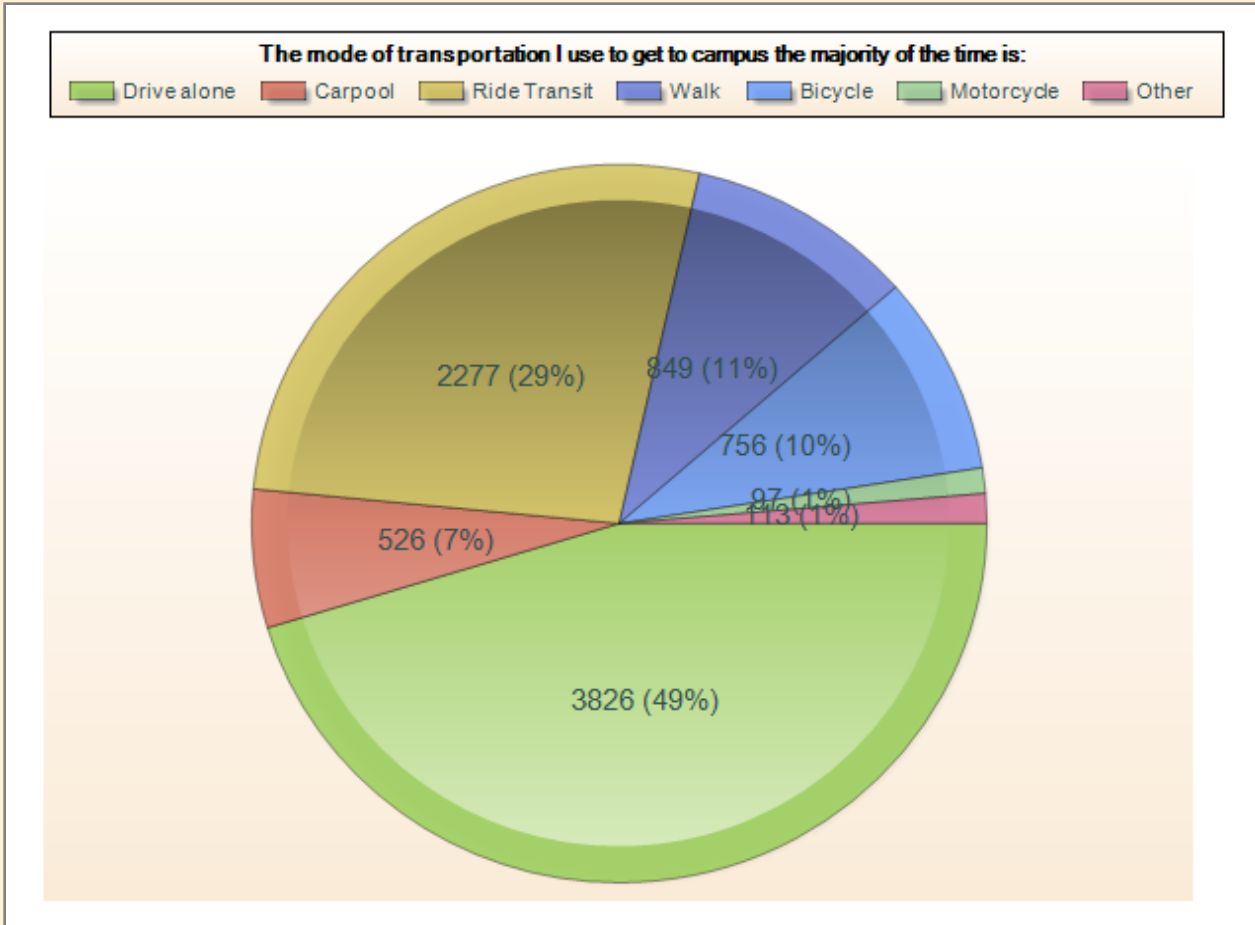
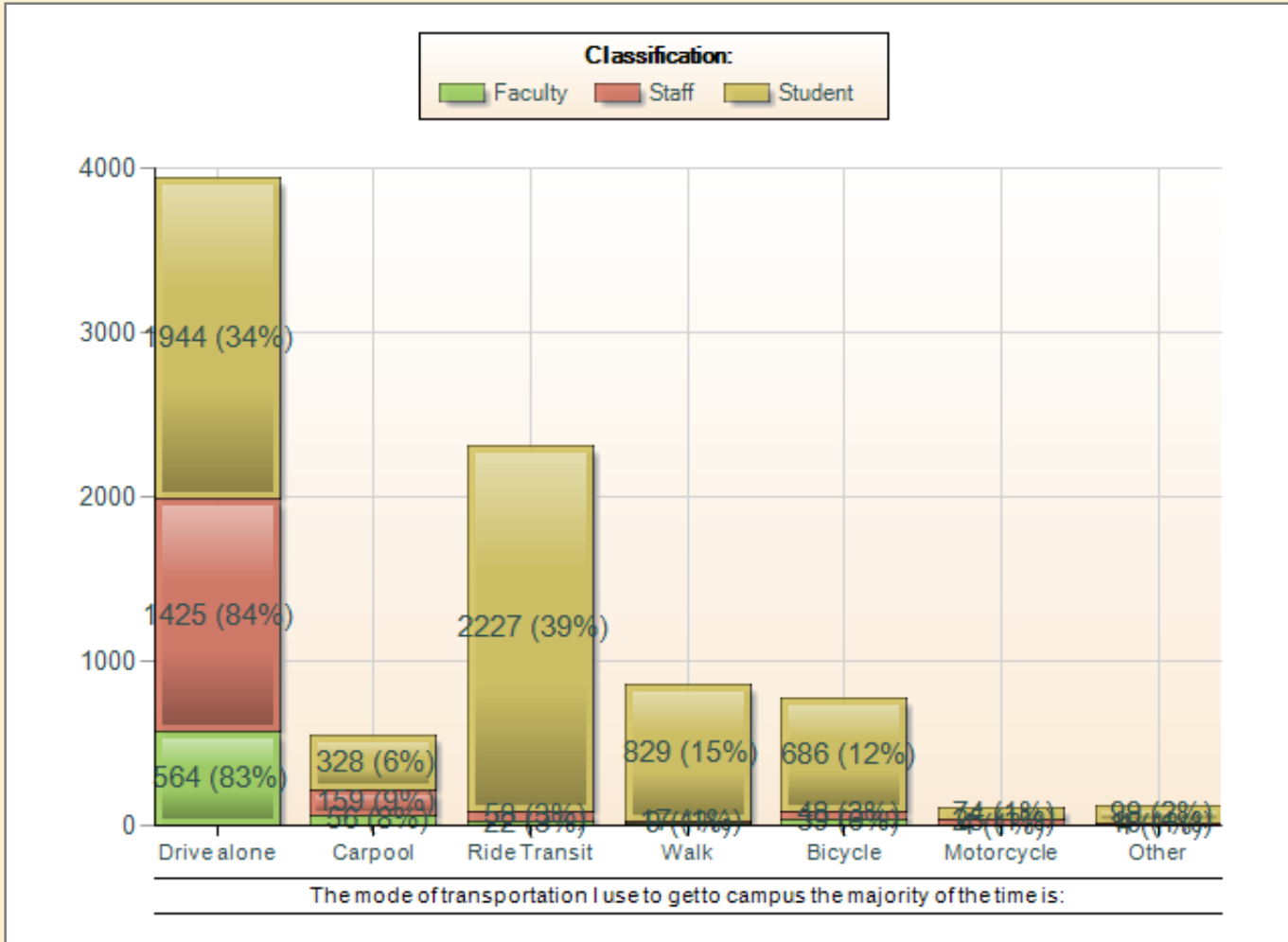


The mode of transportation I use to get to campus the majority of the time is:



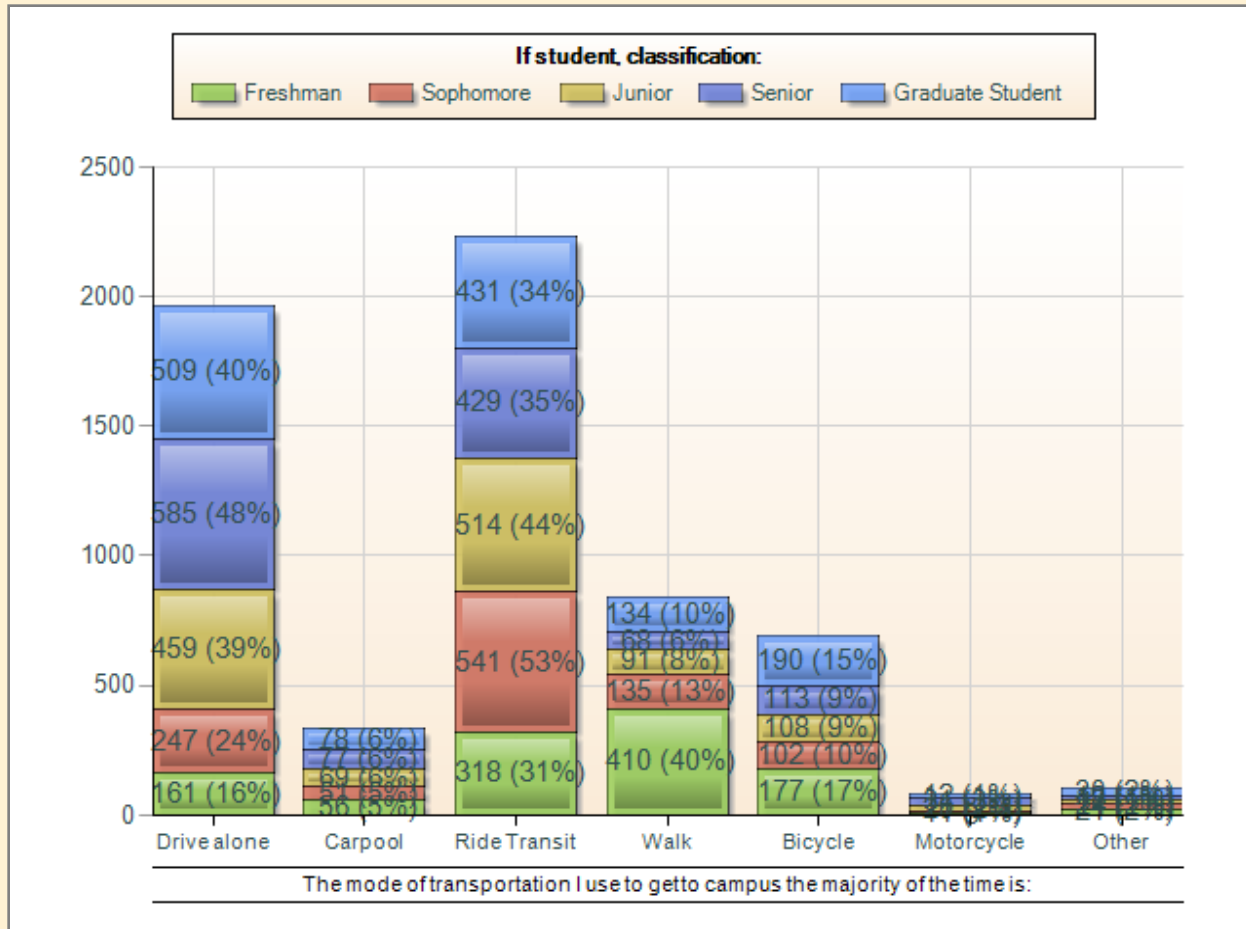
Drive alone	3826 (49 %)
Carpool	526 (7 %)
Ride Transit	2277 (29 %)
Walk	849 (11 %)
Bicycle	756 (10 %)
Motorcycle	97 (1 %)
Other	113 (1 %)

Mode By Customer Group



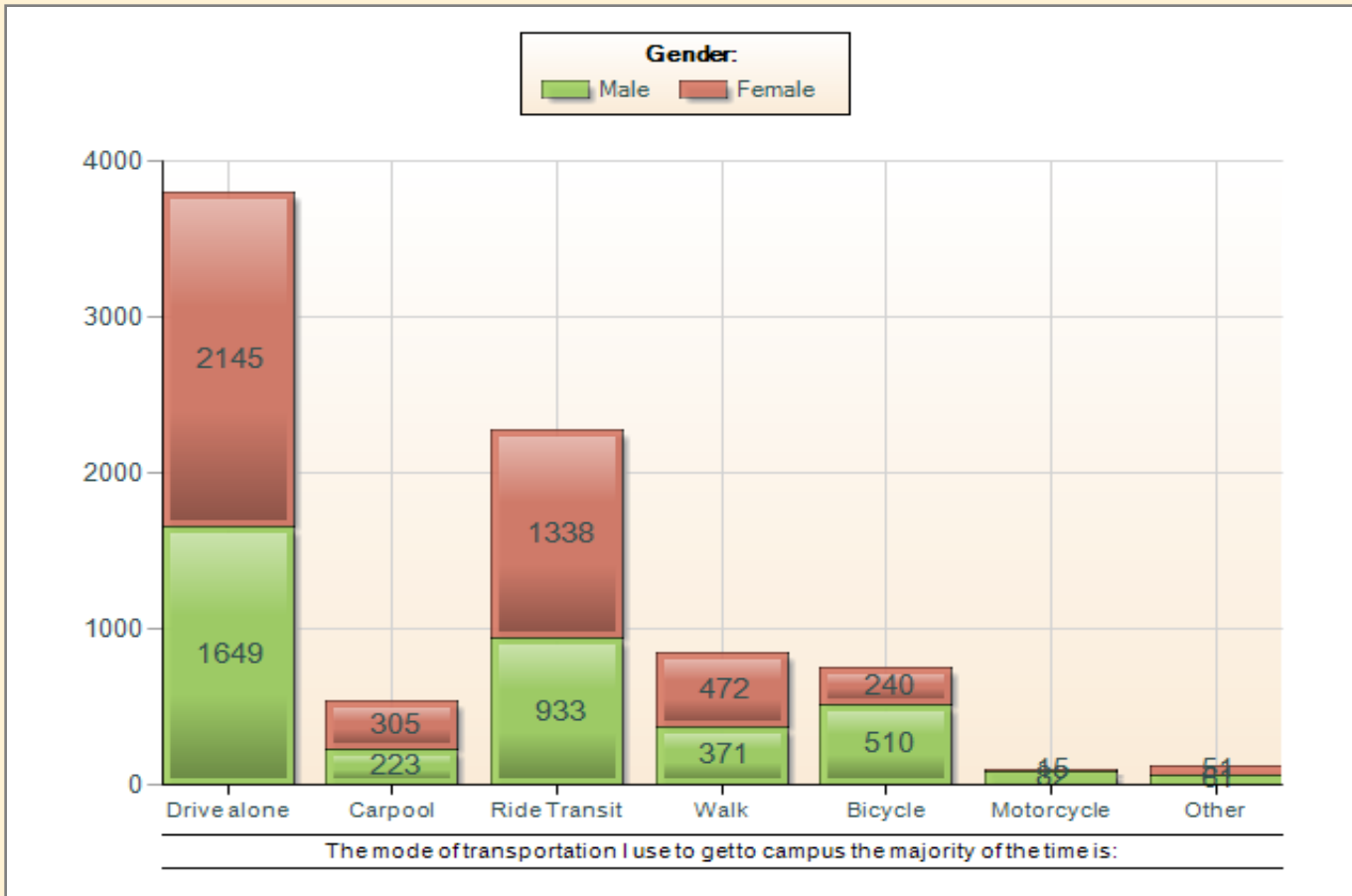
	Faculty	Staff	Student
Drive alone	564 (83%)	1425 (84%)	1944 (34%)
Carpool	159 (9%)	36 (8%)	328 (6%)
Ride Transit	22 (3%)	58 (3%)	2227 (39%)
Walk	17 (1%)	67 (1%)	829 (15%)
Bicycle	48 (3%)	39 (6%)	686 (12%)
Motor cycle	25 (1%)	4 (1%)	74 (1%)
Other	10 (1%)	4 (1%)	99 (2%)

Mode By Student Classification



	Fresh man	Sopho more	Junior	Senior	Grad Student
Drive alone	161 (16 %)	247 (24 %)	459 (39 %)	585 (48 %)	509 (40 %)
Carpool	56 (5 %)	51 (5 %)	69 (6 %)	77 (6 %)	78 (6 %)
Ride Transit	318 (31 %)	541 (53 %)	514 (44 %)	429 (35 %)	431 (34 %)
Walk	410 (40 %)	135 (13 %)	91 (8 %)	68 (6 %)	134 (10 %)
Bicycle	177 (17 %)	102 (10 %)	108 (9 %)	113 (9 %)	190 (15 %)
Motor cycle	3 (0 %)	11 (1 %)	20 (2 %)	31 (3 %)	12 (1 %)
Other	21 (2 %)	24 (2 %)	12 (1 %)	13 (1 %)	30 (2 %)

Mode By Gender

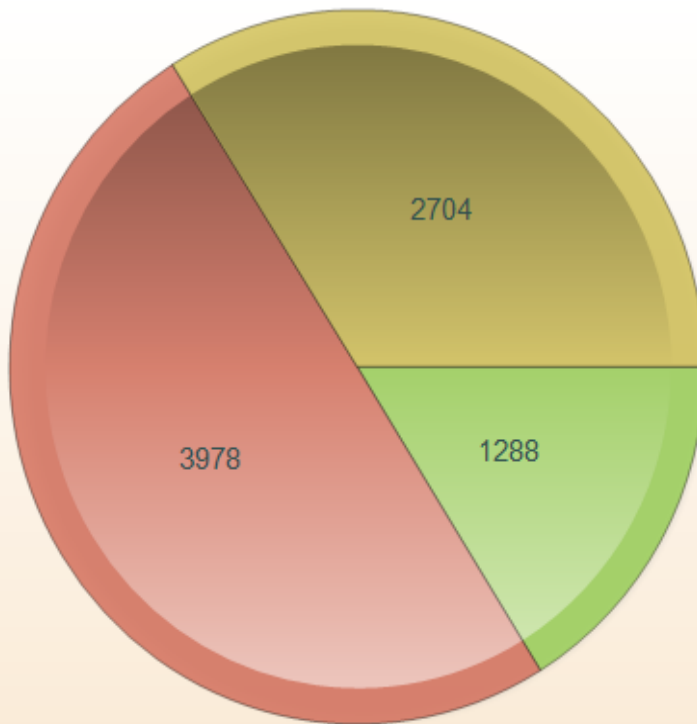


	Male	Female
Drive alone	1649 (46 %)	2145 (50 %)
Carpool	223 (6 %)	305 (7 %)
Ride Transit	933 (26 %)	1338 (31 %)
Walk	371 (10 %)	472 (11 %)
Bicycle	510 (14 %)	240 (6 %)
Motorcycle	82 (2 %)	15 (0 %)
Other	61 (2 %)	51 (1 %)

The average number of times I commute to/from campus in a week:

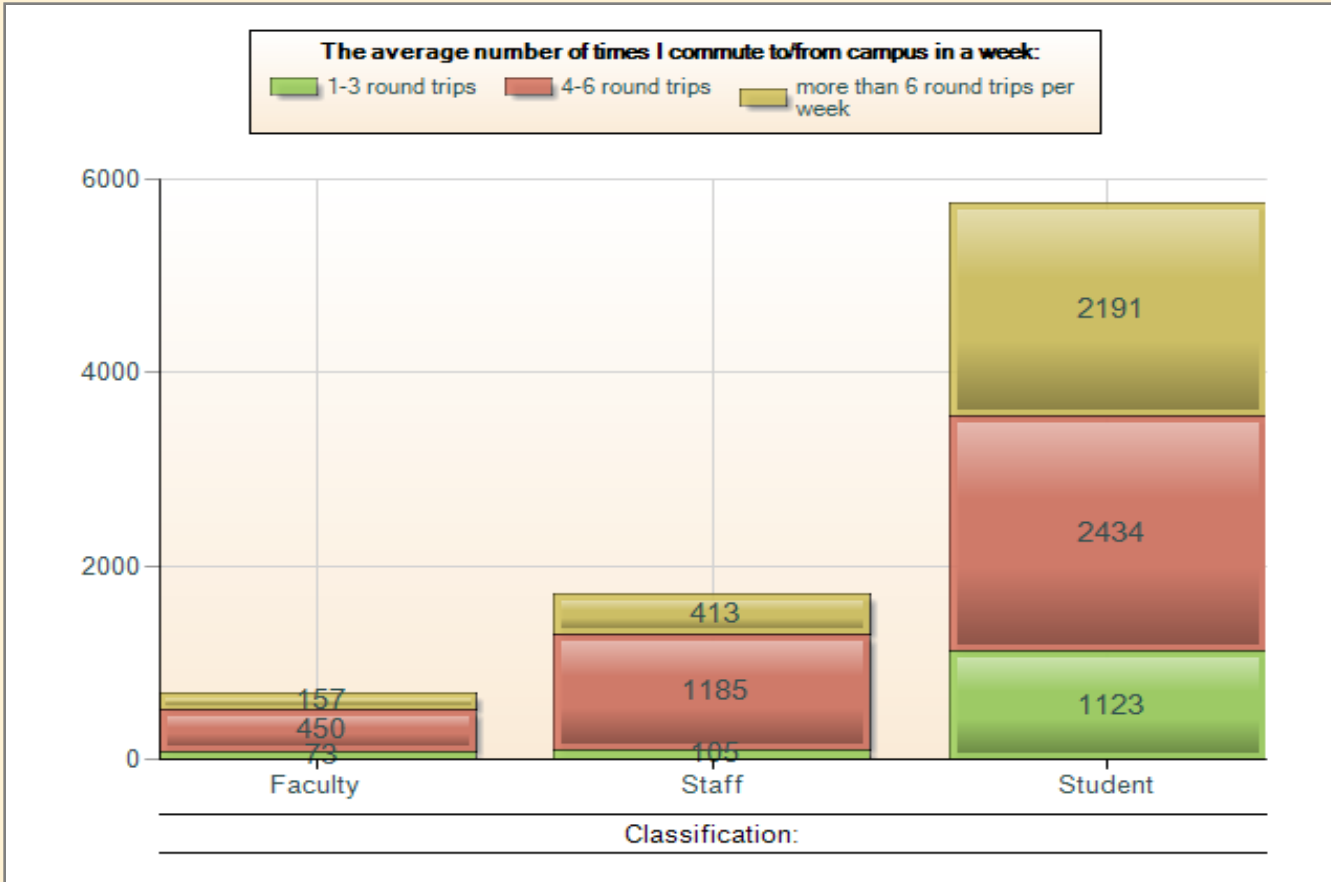
The average number of times I commute to/from campus in a week:

- 1-3 round trips
- 4-6 round trips
- more than 6 round trips per week



1-3 round trips	1288 (16 %)
4-6 round trips	3978 (50 %)
more than 6 round trips per week	2704 (34 %)

The average number of times I commute to/from campus in a week:



	1-3 round trips	4-6 round trips	more than 6 round trips per week
Faculty	73 (6 %)	450 (11 %)	157 (6 %)
Staff	105 (8 %)	1185 (30 %)	413 (15 %)
Student	1123 (87 %)	2434 (61 %)	2191 (81 %)