

Hands-Free Gate Access

Hands-free gate access devices enable automatic identification of a vehicles at parking facilities or controlled-access area so they can be authorized and permitted to enter and exit.

Similar technology is used on toll roads in Texas and many other states.

How It Works!

The Reader

Readers are typically mounted above the center of the access lane when possible or on a pole near the gate in areas requiring higher overhead clearance.



AVI Reader

Tags

Tags for typical passenger vehicles are windshield-mounted either near the rear-view mirror (preferred) or above the inspection sticker. They must be mounted below any tinted area at the top of the windshield.



Windshield Tag

Larger vehicles, heavy equipment or vehicles with little or no



Hardened Tag

windshields (such as golf carts or SMVs) may utilize a hardened tag mounted to the body of the vehicle.

Texas A&M University Transportation Services

1250 TAMU

College Station, TX 77843

Customer Service: 979-862-PARK (7275)

E-mail: parking@tamu.edu

transport.tamu.edu



TEXAS A&M
UNIVERSITY

TRANSPORTATION SERVICES

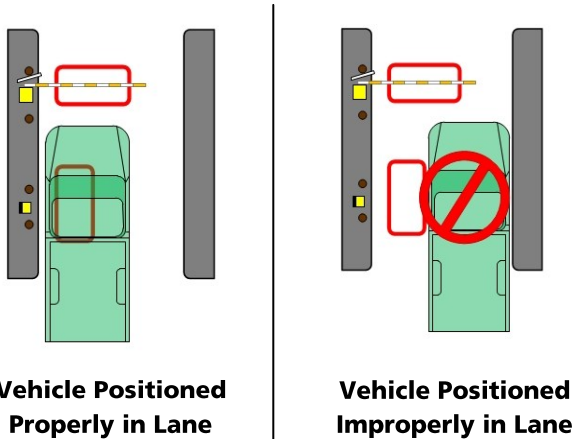
TIPS TO MAKE
YOUR
HANDS-FREE
DEVICE WORK
BETTER!



Moving Forward for You®

Proper Positioning Is Key!

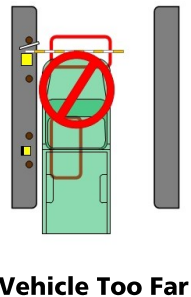
The activation loop detects the presence of a vehicle and turns on the readers in the lane. The vehicle *must* be over the activation loop in order for any of the readers in the lane to be activated. The diagrams below depict both the proper and the improper positioning of a vehicle in the lane. A good rule of thumb is to pull into the lane positioned such that you could reach out and swipe a card.



Is It Possible To Go Too Far?

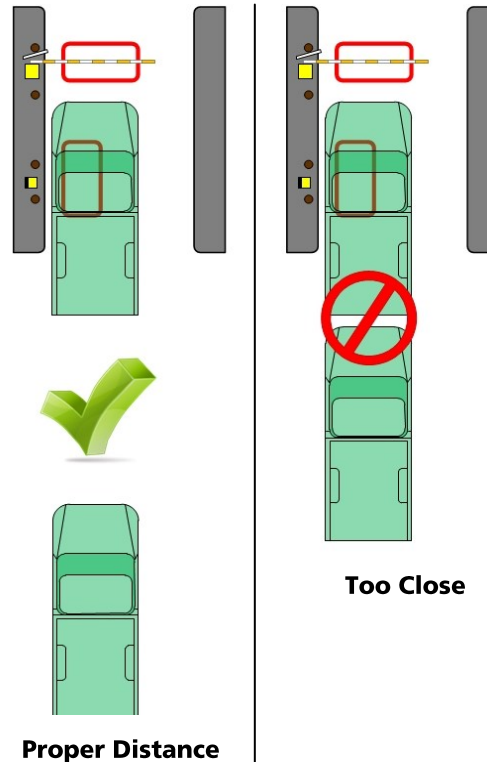
Pulling too far forward towards the gate arm will prevent the gate from rising, since your access device will not be in the access range of the reader. Instead it will detect your vehicle is blocking the lane.

When approaching the lane, pull forward just far enough to get the front of the vehicle in line with the card swipe reader. If the gate does not open, slowly move a couple of inches forward until the driver's window is in line with the card reader.



Following Other Vehicles

If your vehicle stops too close to the vehicle in front of you at the gate, it is possible for your device to open the gate for the vehicle in front of you. If this happens, your vehicle will be denied access when you approach the gate, since the reader has already granted your hands-free device access to the area.



How Many Tags Do You have?

We have observed several vehicles with multiple tags mounted in the windshield. Multiple tags can easily confuse the system. If you have more than one device, please contact us. There may be options available to help you be successful at both locations using a single tag.

Toll Tags Work, Too

Toll tags use the same technology as Texas A&M University issued tags, so only one device should be adhered to the windshield. If you have a toll tag, please contact us and we will link it to your account as your access device.



Tips

- Pulling up to a gate at a high rate of speed and coming to a sudden stop may cause a reading error. Approaching the gate at a reasonable and safe rate of speed to improve your chances for a successful tag read.
- If your forward progress is blocked by a vehicle in front of you after the gate goes up, please move forward slightly such that the front of the vehicle is over the safety loop. This will ensure that the gate stays up until such time as you can safely proceed. Otherwise, the gate may time-out and lower. Your Tag will not be read again and a card swipe may not be successful, as the system will think you have already entered/exited the area.
- If you do experience a problem gaining access to a facility/location to which you believe you should have access, please use the intercom located adjacent to the card reader. In the few locations where no intercom is present, please call the number posted near the card reader.
- Leave at least one vehicle length between your vehicle and the one in front of you when entering a gated lane.
- No hands-free system works every time. Remember you may swipe your Texas A&M University ID card or permit if the gate doesn't raise automatically.